

More Ontarians think public school system needs fixing



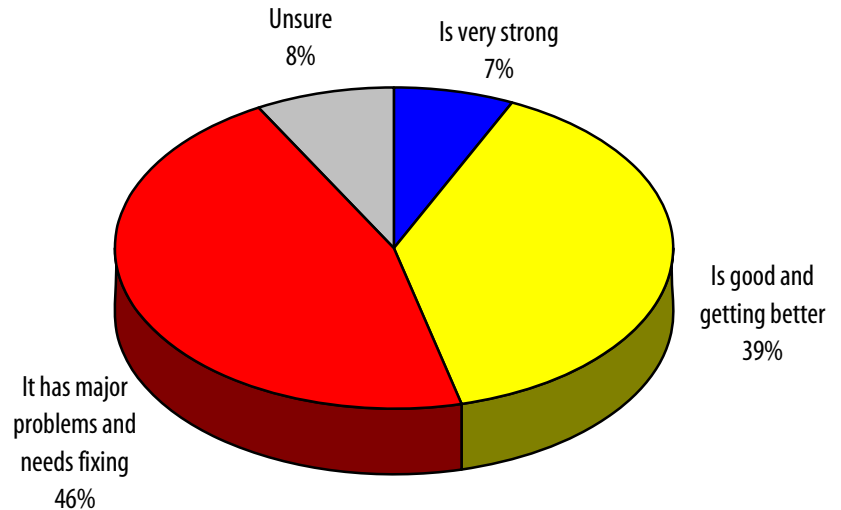
PUBLIC SCHOOL SYSTEM (N=500)

Question

Which of the following statements about Ontario's public school system best reflects your personal views [rotate]

Methodology

Between September 21st and September 23rd, 2007, SES Research conducted a random telephone survey of 500 Ontarians 18 years and older. The aggregate survey results are accurate $\pm 4.4\%$, 19 times out of 20. Margins of accuracy are wider for subgroup samples. Results should be considered representative of the Ontario population. Results may not add up to 100% due to rounding.



BREAKDOWN OF PERSONAL VIEWS ON PUBLIC SCHOOL SYSTEM

Responses (%) *	Ontario (N=500)	416/905 Region (N=250)	Rest of Ontario (N=250)	Male (N=244)	Female (N=256)
It is very strong	7	8	7	9	6
Is good and getting better	39	38	40	41	37
It has major problems and needs fixing	46	48	45	46	46
Unsure	8	7	8	4	11
Accuracy (19 times out of 20)	± 4.4	± 6.3	± 6.3	± 6.4	± 6.2

* due to rounding percentages may not add up to 100

Media inquiries related to this SES/Sun Media poll should be directed to: Nikita James Nanos at nnanos@sesresearch.com or (613) 234-4666 x237. Visit the SES website to sign up for instant email updates.

Faith-based school funding dogs Tories



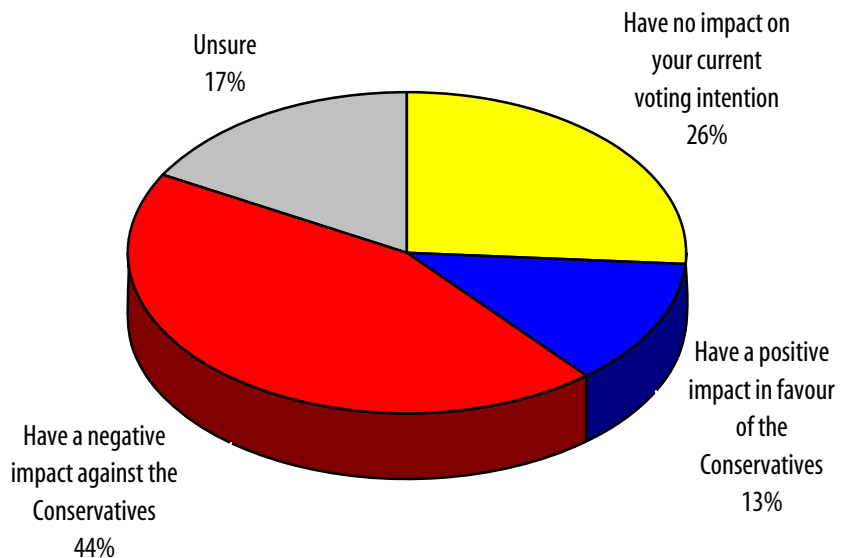
TORY'S IMPACT (N=500)

Question

Earlier you mentioned you were voting for the [insert ballot response – undecided skip], thinking of all the issues in the current election, does John Tory's promise to publicly fund certain faith-based schools. [rotate]

Methodology

Between September 21st and September 23rd, 2007, SES Research conducted a random telephone survey of 500 Ontarians 18 years and older. The aggregate survey results are accurate $\pm 4.4\%$, 19 times out of 20. Margins of accuracy are wider for subgroup samples. Results should be considered representative of the Ontario population. Results may not add up to 100% due to rounding.



BREAKDOWN OF TORY'S IMPACT ON VOTES

Responses (%) *	Ontario (N=500)	416/905 Region (N=250)	Rest of Ontario (N=250)	Male (N=244)	Female (N=256)
Have no impact on your current voting intention	26	23	29	26	26
Have a positive impact in favour of the Conservatives	13	15	12	14	13
Have a negative impact against the Conservatives	44	48	39	47	41
Unsure	17	14	20	14	20
Accuracy (19 times out of 20)	± 4.4	± 6.3	± 6.3	± 6.4	± 6.2

* due to rounding percentages may not add up to 100

Media inquiries related to this SES/Sun Media poll should be directed to: Nikita James Nanos at nnanos@sesresearch.com or (613) 234-4666 x237. Visit the SES website to sign up for instant email updates.

Majority believe faith-based schools will lead to segregation



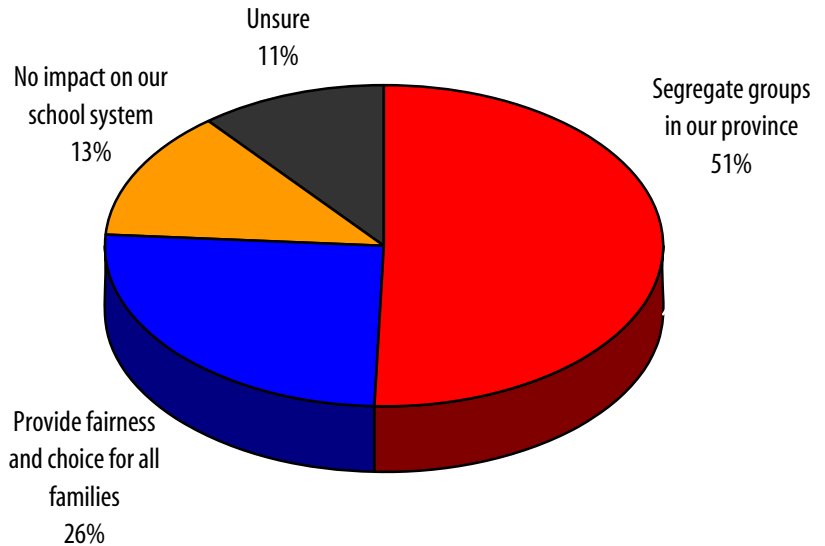
FUNDING FAITH-BASED SCHOOLS (N=500)

Question

Which of the following three statements best reflects your personal views regarding the proposal to publicly fund faith-based schools in Ontario [rotate]

Methodology

Between September 21st and September 23rd, 2007, SES Research conducted a random telephone survey of 500 Ontarians 18 years and older. The aggregate survey results are accurate $\pm 4.4\%$, 19 times out of 20. Margins of accuracy are wider for subgroup samples. Results should be considered representative of the Ontario population. Results may not add up to 100% due to rounding.



BREAKDOWN OF PERSONAL VIEWS ON FUNDING FAITH-BASED SCHOOLS

Responses (%) *	Ontario (N=500)	416/905 Region (N=250)	Rest of Ontario (N=250)	Male (N=244)	Female (N=256)
It would segregate groups in our province	51	57	44	51	50
It would provide fairness and choice for all families	26	25	26	24	27
It would have little or no impact on our school system	13	10	15	16	9
Unsure	11	8	14	8	14
Accuracy (19 times out of 20)	± 4.4	± 6.3	± 6.3	± 6.4	± 6.2

* due to rounding percentages may not add up to 100

Media inquiries related to this SES/Sun Media poll should be directed to: Nikita James Nanos at nnanos@sesresearch.com or (613) 234-4666 x237. Visit the SES website to sign up for instant email updates.



YOU BE THE POLLSTER CONTEST

PREDICT ONTARIO ELECTION AND WIN

Apart from our traditional telephone tracking, we will also be testing some new math through a "You be the Pollster" contest. In the contest, registrants of our online Townhall (SES' new online survey panel) will be invited during the last weekend of the election to project the percentage outcome of the popular vote for the parties.

The person with the closest projection will be paid \$500 by SES (and may even be able to brag that they performed better than the pollsters). In the case of a tie, the \$500 will be shared. Based on the submissions, I will be working on a new mathematical model of the "group wisdom" and online vote projections.

To help me out and register in our "You be the Pollster" contest visit the SES Townhall at <http://www.sesresearch.com/townhall/2.asp>

The SES Townhall is a community of individuals who share their views on a full range of issues. Opinions are shared by participating in on-line surveys and discussion groups. Topics can range from politics to public policy issues through to corporate research.

Every time you complete a survey you will be entered into a draw to receive cash and prizes. You may be randomly selected to share your opinions on new products or participate in group discussions and paid an incentive for your time. Join today at

<http://www.sesresearch.com/townhall/2.asp>