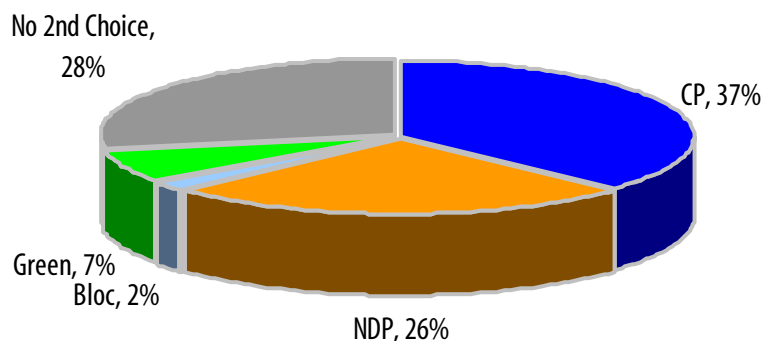


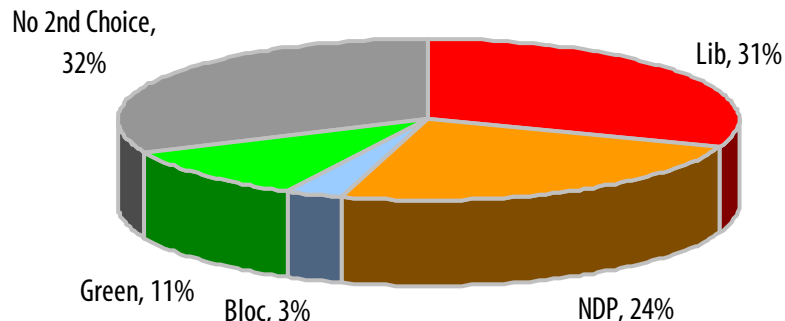
## 2<sup>nd</sup> Choice/Swing Voter Analysis



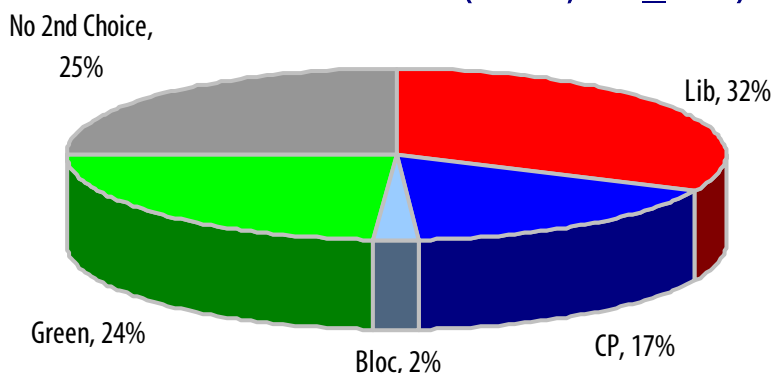
### 2<sup>nd</sup> Choice of Committed Liberal Voters (N= 514, MoE $\pm$ 4.4%)



### 2<sup>nd</sup> Choice of Committed CP Voters (N= 468, MoE $\pm$ 4.6%)



### 2<sup>nd</sup> Choice of Committed NDP Voters (N= 315, MoE $\pm$ 5.6%)



## ELECTION TRACKING

### Swing Voters

9% of Canadians would consider voting for the Liberals, Conservatives or NDP.

Among undecided voters, 20% would consider voting Liberal, 19% would consider voting CP, and 17% would consider voting NDP.

### Questions

If a FEDERAL election were held today, could you please rank your top two current local voting preferences.

Regardless of how you actually vote, would you to consider voting for any of the following federal political parties?

### Methodology

The results are based on the CPAC-SES nightly tracking. They are compiled from 2,000 interviews completed between June 14<sup>th</sup> and June 22<sup>nd</sup>. The research was registered with the Canadian Survey Research council of which SES is a member.

### About SES

Established in 1987, SES Canada Research Inc. is a full service public opinion research and management consulting firm. For more information on our full range of services please visit our website [www.sesresearch.com](http://www.sesresearch.com). Media inquiries should be directed to:

Mr. Nikita Nanos at (613) 234-4666 ext.237 or [nnanos@sesresearch.com](mailto:nnanos@sesresearch.com)