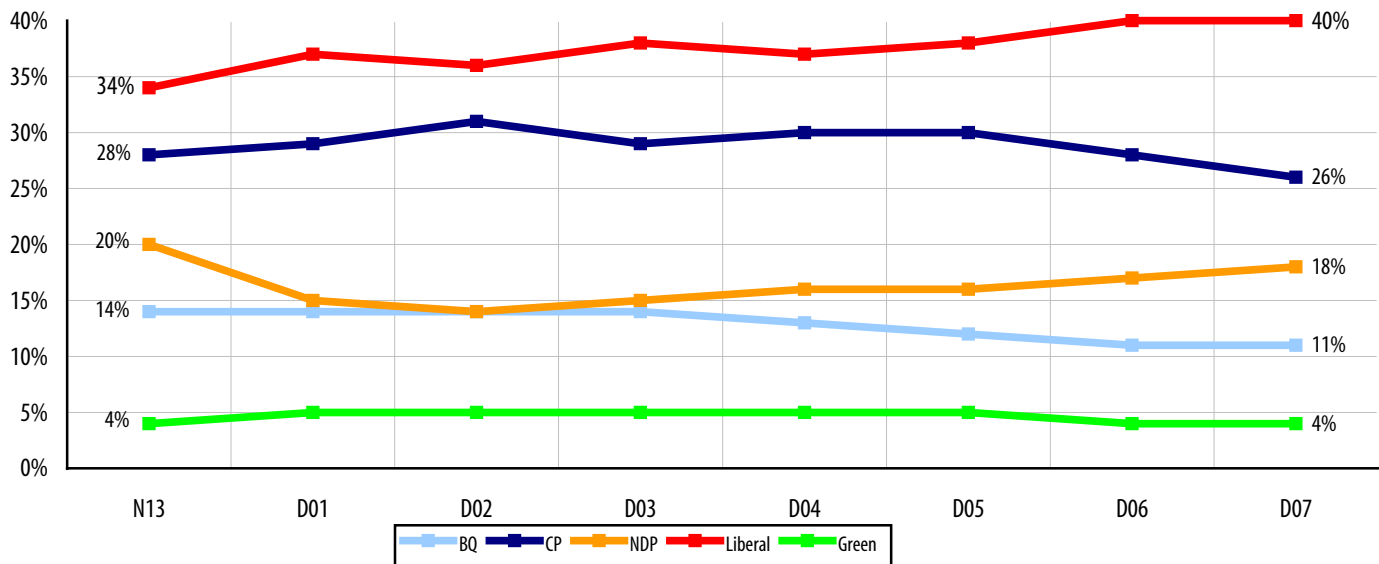


NDP Slowly Regains Ground



FIRST RANKED BALLOT (N=1,200 Canadians, 965 decided voters)

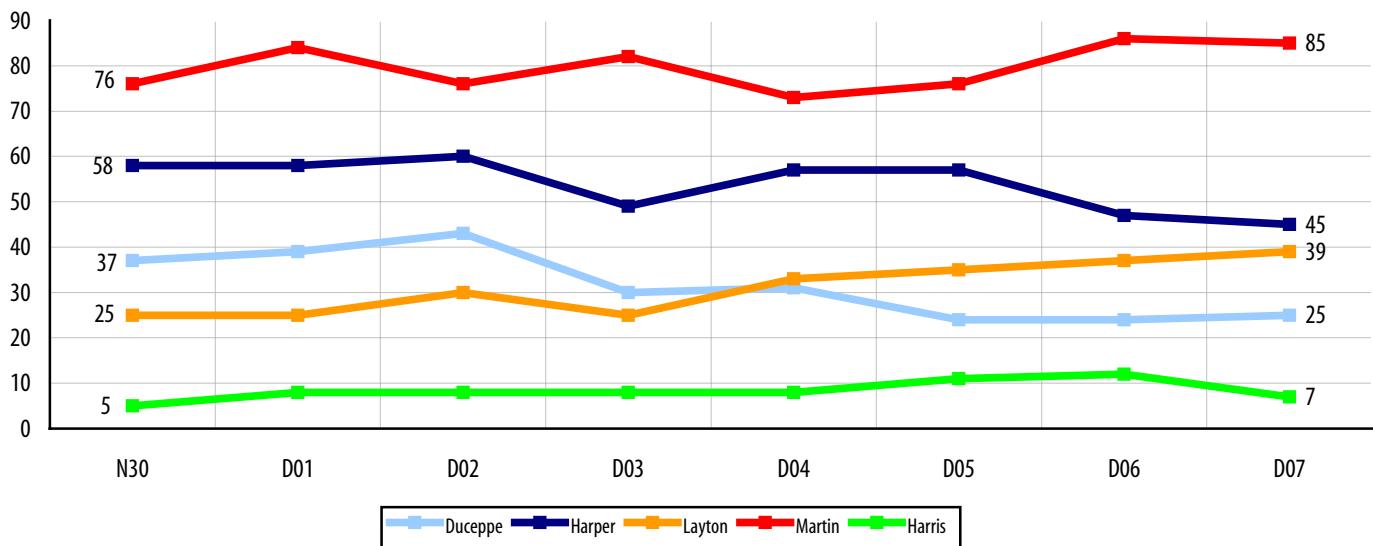


REGIONAL BALLOTS

	Canada		Atlantic Canada		Quebec		Ontario		Western Canada	
	Dec 6	Dec 7	Dec 6	Dec 7	Dec 6	Dec 7	Dec 6	Dec 7	Dec 6	Dec 7
	%	%	%	%	%	%	%	%	%	%
Liberal	40	40	58	58	32	32	48	47	34	35
Conservative	28	26	19	26	10	7	28	28	42	36
NDP	17	18	19	12	8	10	19	19	21	24
BQ	11	11	-	-	46	49	-	-	-	-
Green	4	4	4	4	4	2	5	6	3	4
Accuracy	± 3.2%	± 3.2%	± 10.0%	± 10.1%	± 6.5%	± 6.7%	± 5.7%	± 5.7%	± 5.4%	± 5.4%
Undecided	18	20	18	19	21	26	16	16	18	19

Media inquiries should be directed to: Nikita James Nanos at nnanos@sesresearch.com or (613) 234-4666. Visit the SES website to sign up for instant email updates. For a detailed explanation on the methodology, please refer to page 4 of this release.

Martin Daily Performance Gap Widens



LEADERSHIP INDICATORS

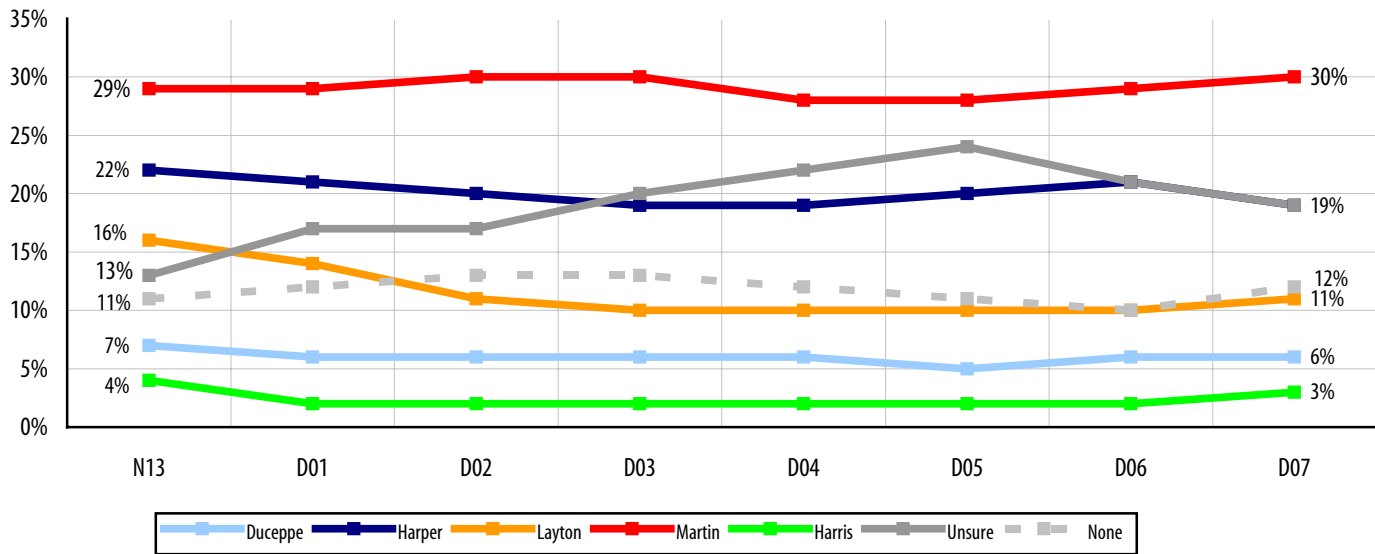
	Trust		Competence		Vision for Canada		Leadership Index Score	
	Dec 6	Dec 7	Dec 6	Dec 7	Dec 6	Dec 7	Dec 6	Dec 7
	%	%	%	%	%	%		
Paul Martin	24	22	33	32	29	31	86	85
Stephen Harper	15	17	14	13	18	15	47	45
Gilles Duceppe	10	10	9	9	5	6	24	25
Jack Layton	14	16	11	9	12	14	37	39
Jim Harris	4	3	3	2	5	2	12	7
None of them	16	17	13	18	10	15	39	50
Undecided	16	15	18	18	21	18	55	51
Accuracy	± 5.0%	± 5.0%	± 5.0%	± 5.0%	± 5.0%	± 5.0%		

Media inquiries should be directed to: Nikita James Nanos at nnanos@sesresearch.com or (613) 234-4666. Visit the SES website to sign up for instant email updates. For a detailed explanation on the methodology, please refer to page 4 of this release.

Best PM: Martin Ahead



BEST PRIME MINISTER (N=1,200 Canadians)



REGIONAL NUMBERS

	Canada		Atlantic Canada		Quebec		Ontario		Western Canada	
	Dec 6	Dec 7	Dec 6	Dec 7	Dec 6	Dec 7	Dec 6	Dec 7	Dec 6	Dec 7
Martin	29	30	39	41	24	23	34	34	26	29
Harper	21	19	14	17	11	8	20	21	30	26
Duceppe	6	6	-	1	24	23	1	-	1	1
Layton	10	11	11	9	8	8	12	13	10	13
Harris	2	3	2	2	2	2	4	4	2	2
None	10	12	11	14	11	12	8	10	12	14
Undecided	21	19	23	16	21	24	22	18	20	17
Accuracy	± 2.9%	± 2.9%	± 9.2%	± 9.2%	± 5.8%	± 5.8%	± 5.3%	± 5.3%	± 4.9%	± 4.9%

Media inquiries should be directed to: Nikita James Nanos at nnanos@sesresearch.com or (613) 234-4666. Visit the SES website to sign up for instant email updates. For a detailed explanation on the methodology, please refer to page 4 of this release.

METHODOLOGY



CPAC Questions

1. If a FEDERAL election were held today, could you please rank your top two current local voting preferences? (First ranked reported)
2. Are you currently leaning towards any particular FEDERAL party, and if you are, which party would that be?

Currently (rotate), Paul Martin is the leader of the federal Liberal Party, Stephen Harper is the leader of the Conservative Party of Canada, Jack Layton is the leader of the federal NDP, Gilles Duceppe is leader of the Bloc Quebecois and Jim Harris is leader of the federal Green Party.

3. Which of the federal leaders would you best describe as the most trustworthy leader?
4. Which of the federal leaders would you best describe as the most competent leader?
5. Which of the federal leaders would you best describe as the leader with the best vision for Canada?
6. Based on what you know about the federal party leaders and their performance during the election campaign up until today, who do you think would make the best Prime Minister?

Methodology

A national random telephone survey is conducted nightly by SES Research throughout the campaign. Each evening a new group of 400 eligible voters are interviewed. The daily tracking figures are based on a three-day rolling sample comprised of 1,200 interviews. To update the tracking a new day of interviewing is added and the oldest day dropped. The margin of accuracy is $\pm 2.9\%$, 19 times out of 20.

The respondent sample is stratified geographically and by gender. The data may be weighted by age according to data from the 2001 Canadian Census administered by Statistics Canada. Percentages reported may not add up to 100 due to rounding. The research has been registered with the Marketing Research and Intelligence Association of which SES is a member.

Leadership Index Score Methodology

Every day, SES will report on a daily leadership index score. The leadership index score is a summation of the three leadership indicators (trustworthy, competence, vision). For example, on November 30th (N30), Jim Harris received a Leadership Index Score of 5 because 2% of Canadians identified Jim Harris as the most trustworthy leader, 1% said he was the most competent and 2% said he had the best vision for Canada.

The Leadership Index Score will be tracked daily with updated results from the previous night of polling. Unlike the other measures tracked by SES, the leadership index score will not be based on a three-day rolling sample. It will be reported from results the evening before. This will allow SES to measure the performance of the federal party leaders and the key factors driving performance on a daily basis.

About SES

Established in 1987, SES Research is a full service public opinion research and management consulting firm. For more information on our full range of services please visit our website www.sesresearch.com.

Media inquiries should be directed to:

Nikita James Nanos

President and CEO

SES Research

nnanos@sesresearch.com

(613) 234-4666